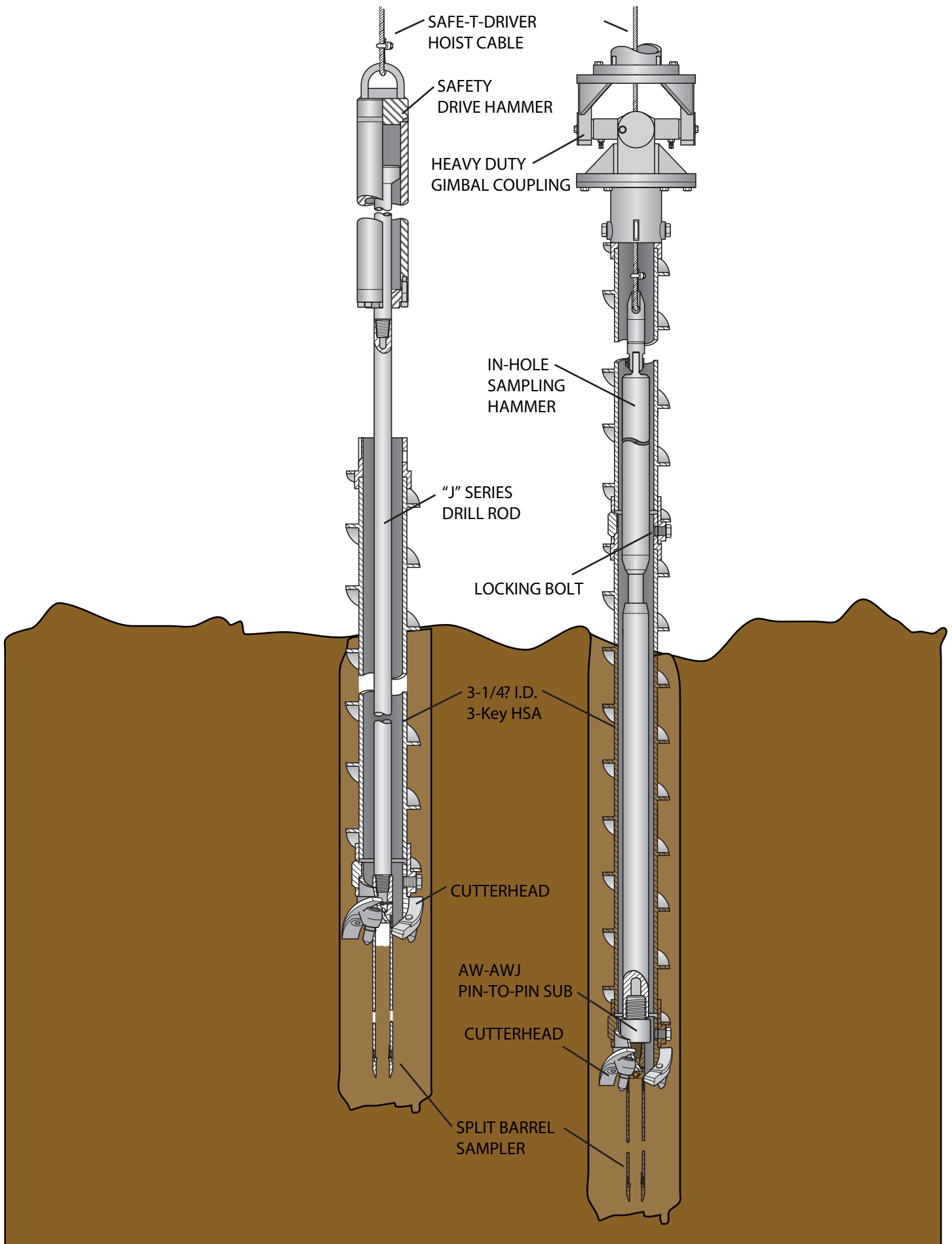


Hoisting & Driving Tools



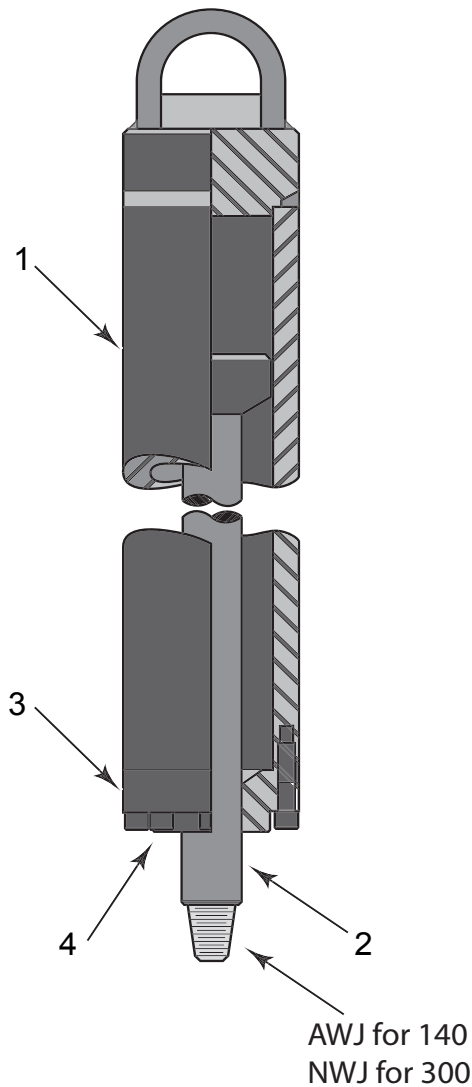
Safety Drive Hammer

Drive hammer design results in a safe, accurate, one piece hammer that requires no jar length, jar or bump block. The center rod and impact block are cast or forged as one piece to provide maximum durability during the driving process. Hammer action is totally enclosed for safety. Maximum impact block travel allows for a 2'6" (762mm) free-fall. The machined, heavy-duty rod connection is AWJ (1-3/4"(44mm) O.D.) for the 140 lb (63.5kg) hammer or NWJ (2-5/8" (67mm) O.D.) for the 300 lb (136.1kg) hammer.

Safety Drive Hammer Assembly

Description	Part #	lb./kg
Hammer Assy, Safety: 140 lb (63.5kg), AWJ Pin	67028-01	190 (86.2)
Hammer Assy, Safety: 300 lb(136.1kg), NWJ Pin	67028-02	351 (159.2))

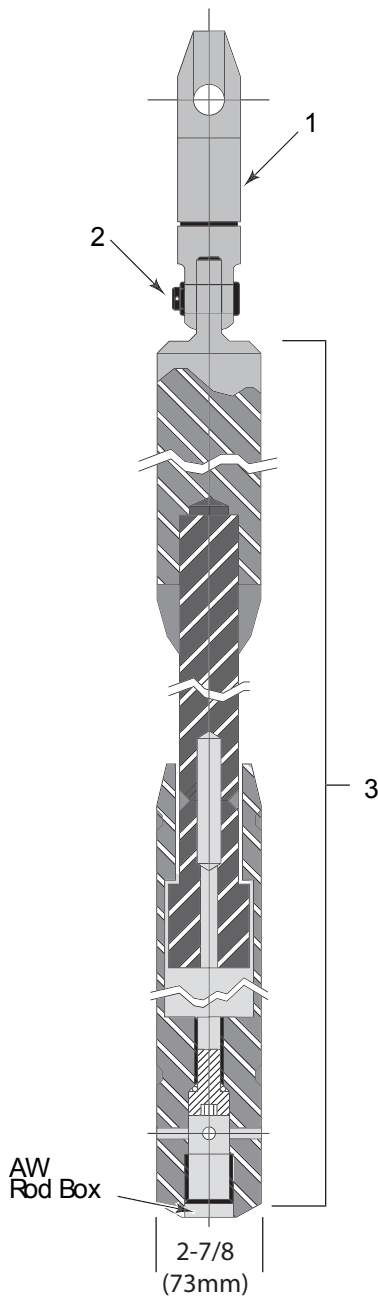
Component Parts



140 lb For SPT Work			
Ref.	Description	Part No.	Lb/Kg
1	Weldment, Sleeve	190086	127 (57.6)
2	Center Rod	190066	28 (12.7)
3	Cap, Guide	190084	14 (6.4)
4	Capscrew, Hex Socket Head (8 Required)	3137-0079	*
	AWJ Box To A Pin	180011-01	2 (.9)
	AWJ Box To AW Pin	180011-02	3 (1.4)
	AWJ Box To BW Pin	180011-03	4 (1.8)
	AWJ Box To N Pin	180011-04	6 (2.7)
	AWJ Box To NW Pin	180011-05	6 (2.7)
	AWJ Box To NWJ Pin	180011-06	6 (2.7)
300 lb. For Driving Casing			
1	Weldment, Sleeve	190090	295 (133.8)
2	Center Rod	006990	39 (17.7)
3	Cap, Guide	190091	17 (7.7)
4	Capscrew, Hex Socket Head (8 Required)	3134-0090	*
	NWJ Box To A Pin	180012-01	5 (2.3)
	NWJ Box To AW Pin	180012-02	5 (2.3)
	NWJ Box To AWJ Pin	180012-06	6 (2.7)
	NWJBox To BW Pin	180012-03	5 (2.3)
	NWJ Box To N Pin	180012-04	5 (2.3)
	NWJ Box To NW Pin	180012-05	5 (2.3)

In-Hole Sampling Hammer

In-Hole Sampling Hammer is a 140 lb. (63.5kg) free-fall drive weight incorporating an enclosed “jars” assembly with a 3’6” (914mm) maximum stroke length. It is supplied with a AW rod box thread at the bottom end for direct attachment of a chopping bit, sampler or drill rod using an appropriate pin- to pin adapter. The top connection is a 3 ton (2.7t) capacity ball bearing swivel with a bullet nosed thimble cap which will accept wire rope to 1/2” (13mm) diameter. Operation can be by SAFE-TDRIVER or free-spooling sandline and other actuating means that would normally be acceptable for use with a conventional or safety type drive hammer. Through the spindle sampling, is possible utilizing a Gimbal Coupling and the hammer connected directly to the sampler in its “in-hole” mode. Direct connection of the sampler to hammer also eliminates the loss of hammer energy to the sampler which is common in deep holes and provides considerable operational economy through the elimination of drill rod handling. The In-Hole Hammer can be used with drill rods between the sampler and hammer and is recommended in wet bore holes to keep the hammer above the water level.



In-Hole Sampling Hammer 2-7/8” (73mm) O.D.

Description	Part #	lb./kg
Hammer Assy: 10’1” (3.07m) Closed, 140 lb (63.5kg), AW box	006297-01	180 (81.6)

Component Parts

Ref.	Description	Part No.	Lb/Kg
1	Swivel, Ball Bearing with Bolt and Nut	006305	5 (2.3)
2	Bolt and Nut	006748	*
3	Hammer without Swivel	006297-10	168 (76.2)

Straight Chopping Bit with Rod Box Connection

Description	Part No.	Lb/Kg
1-13/16” (46mm), A Rod Box	002096	3 (1.4)
2-3/4” (70mm), A Rod Box	002097	5 (2.3)
2-1/4” (57mm) AW Box	006870	3 (1.4)
2-3/4” (70mm), AW Rod Box	007163	7 (3.2)
3-1/4” (83mm), N Rod Box	002099	8 (3.6)


Hoisting Tools

Rod Lifter



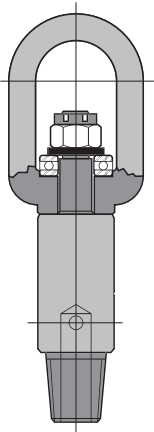
Description	Part No.	Lb/Kg
Closed Eye (EW)	002640	13 (5.9)
Closed Eye (AW, AWJ)	002641	13 (5.9)
Closed Eye (BW)	002642	14 (6.4)
Closed Eye (NW & NWJ)	002643	16 (7.3)
Open Eye (AW & AWJ)	005674	12 (5.4)
Open Eye (NW & NWJ)	005673	16 (7.3)
Open Eye (EW)	005676	11 (5)

Rod Ring Closed




Description	Part No.	Lb/Kg
A Rod	002621	7 (3.2)
AW & AWML Rod	002625	7 (3.2)
B Rod	002622	12 (5.4)
BW Rod	002626	10 (4.5)
E Rod	002620	6 (2.7)
EW Rod	002624	12 (5.4)
N Rod	002623	13 (5.9)
NW & NWML Rod	002627	10 (4.5)

Ball Bearing Hoisting Plug



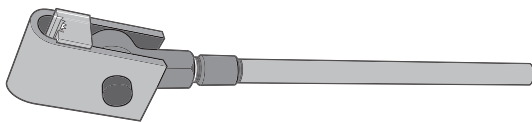
Description	Part No.	Lb/Kg
A Pin	64135-06	12 (5.4)
AW Pin	64135-05	11 (5)
AWJ Pin	64135-02	11 (5)
NW Pin	64135-03	16 (7.3)
NWJ Pin	64135-01	16 (7.3)

Rod Open



Description	Part No.	Lb/Kg
A Rod	002629	7 (3.2)
AW & AWML Rod	002633	7 (3.2)
B Rod	002630	11 (5)
BW Rod	002634	10 (4.5)
E Rod	002628	6 (2.7)
EW Rod	002632	6 (2.7)
N Rod	002631	13 (5.9)
NW & NWJ Rod	002635	9 (4.1)

Lowering Iron with Jaw



Description	Part No.	Lb/Kg
AW, AWJ	002748	24 (10.9)
BW	002749	21 (9.5)
EW	002747	17 (7.7)
NW, NWJ	002750	23 (10.4)

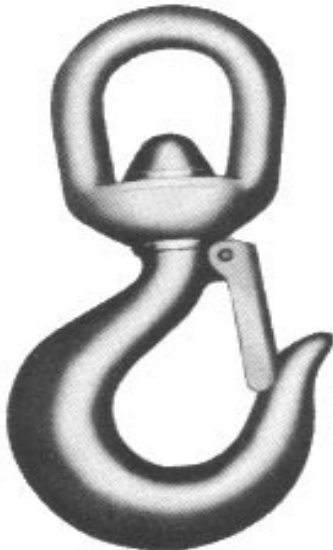
Hoisting Tools

Gunnebo Hoisting Hooks



Description	Part No.	Lb/Kg
3 Ton Hook Gunnebo	3840-0003	4.3 (2.0)
Latch Kit	218071-03	*
4 Ton Hook Gunnebo	3840-0004	8.4 (3.8)
Latch Kit	218071-04	*
7 Ton Hook Gunnebo	3840-0005	15 (6.8)
Latch Kit	218071-05	*

Hoisting Hooks



Description	Part No.	Lb/Kg
1 Ton Hook	3061-0002	2 (.9)
3 Ton Hook	3061-0004	3 (1.4)
Latch Kit	3062-0004	*
4-1/2 Ton Hook	3061-0005	6 (2.7)
Latch Kit	3062-0005	*
7 Ton Hook	3061-0006	9 (4.1)

